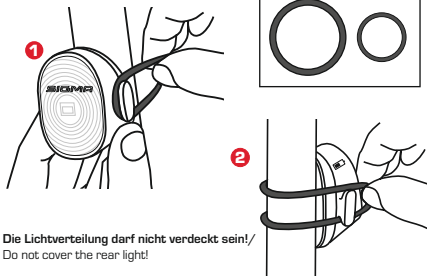


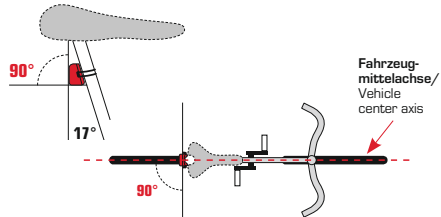
**MONTAGE / MOUNTING**



Die Lichtverteilung darf nicht verdeckt sein!  
Do not cover the rear light!

**AUSRICHTUNG / ALIGNMENT**

Abschlussseite der Schlussleuchte senkrecht zur Fahrbahn und rechtwinklig zur Fahrzeugmittellachse / Final side of the tail lamp perpendicular to the roadway and at right angles to the vehicle center axis



**MODUS / MODE**

**ON/OFF**

- 1 x click = on / standard
- + 1 x click = High power
- ◎ + 1 x click = High power flashing
- 
- + 1 x click = off

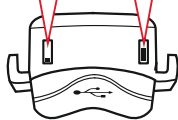
**BATTERIESTATUS / BATTERY CONTROL**



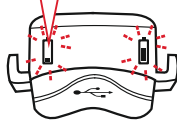
Wenn die LED leuchtet, dann umgehend aufladen!  
If light appears, please charge!



unten / bottom

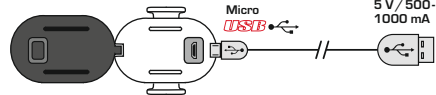


oben / top



oben / top

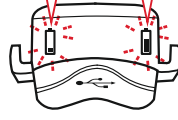
**LADEVORGANG / CHARGING**



Achten Sie bitte darauf, dass die Abdichtung stets korrekt verschlossen ist!  
Please always keep the silicone plug closed after charging.




Nach dem Ladevorgang erlöschen beide Indikatoren.  
Both indicators will go out after charging



oben / top

Art.-Nr. 18552



LADEGERÄT + MICRO USB KABEL  
CHARGER + CHARGING CABLE MICRO-USB

Art.-Nr. 18553



MICRO USB KABEL  
CHARGING CABLE MICRO-USB



USB CHARGING

USB CABLE INSIDE

NUGGET II FLASH

**SIGMA-ELEKTRO GmbH**

Dr. -Julius-Leber-Straße 15  
D-67433 Neustadt / Weinstraße

**SIGMA SPORT USA**

1860B Dean St.  
St. Charles, IL 60174, U.S.A.

**SIGMA SPORT ASIA**

4 F, No.192, Zhonggong 2<sup>nd</sup> Rd.,  
Xitun Dist., Taichung City 407, Taiwan

